


EMERGENCY

A product from...

SCANOS

Cemented cup

Cemented PE CHARNLEY cup



Cups for head Ø22.2 mm	
Order ref	Description
H23 E2242	Size 42
H23 E2244	Size 44

Cups for head Ø28 mm	
Order ref	Description
H23 E2844	Size 44
H23 E2846	Size 46
H23 E2848	Size 48
H23 E2850	Size 50
H23 E2852	Size 52
H23 E2854	Size 54

Material :

Cup of polyethylene in compliance to ISO 5834 - 1 & 2 standards
Stainless steel X-ray marker in compliance to ISO 5832-1 standards

Packaging : vacuum packed and gamma ray sterilized

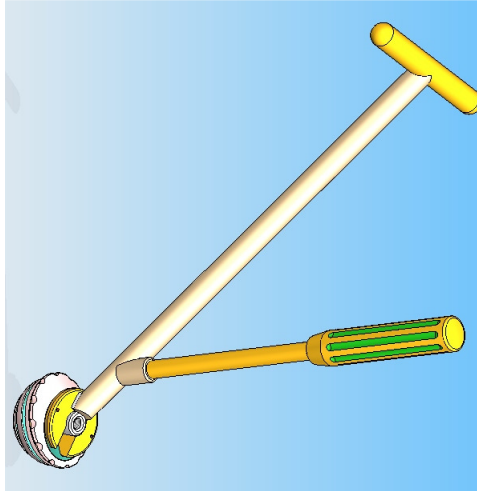
CE
0499

Supplied to you by Scanos
2, avenue de Karben. 31520 Ramonville. FRANCE
Manufactured by
EVOLUTIS S.A.S

REF H24 500- 01/07

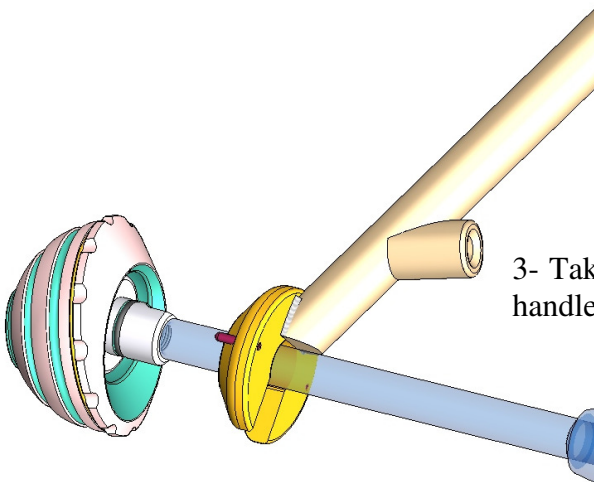
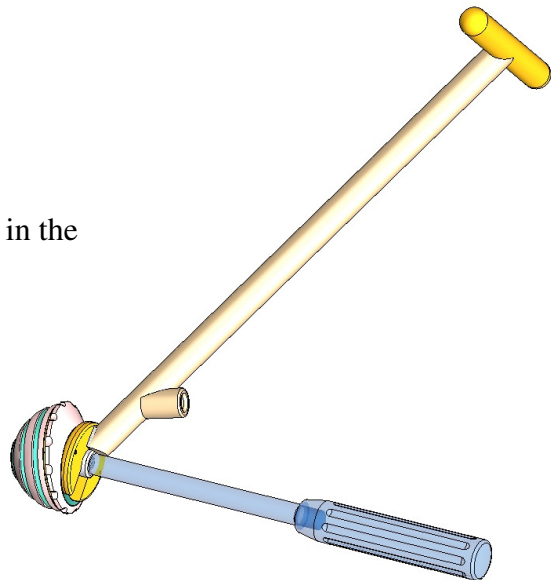
EMERGENCY

SURGICAL TECHNIQUE



1- After reaming, remove all tissues and apply cement. Put the impaction nozzle corresponding to head diameter on the impactor handle as shown. Attach and orientate the cup. Impact twice on the vertical T handle. End impaction hammering on the round handle.

2- Unscrew the removable handle and screw it in the impaction nozzle as shown.



3- Take out the impactor body maintaining the removable handle in order to maintain pressure on the cement.

INSTRUMENT SET	
REF	DESCRIPTION
H24 E001	Impactor body
H24 E002	Removable handle
H24 E022	Nozzle for head Ø22.2
H24 E028	Nozzle for head Ø28